


たしざんを なぞって こたえをかきましょう。




6 + 3 = 9

Tracing guide for 6: stroke 1 is a counter-clockwise curve from top to bottom; stroke 2 is a vertical line down.

Tracing guide for 3: stroke 1 is a top curve to the left; stroke 2 is a bottom curve to the right.

Tracing guide for 9: stroke 1 is a counter-clockwise curve; stroke 2 is a vertical line down.

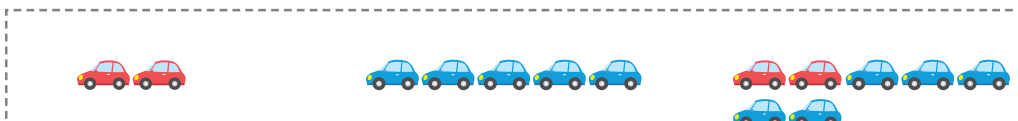


4 + 5 = 9

Tracing guide for 4: stroke 1 is a diagonal line down to the left; stroke 2 is a vertical line down.

Tracing guide for 5: stroke 1 is a horizontal line to the right; stroke 2 is a curve from the end of stroke 1 down to the left.

Tracing guide for 9: stroke 1 is a counter-clockwise curve; stroke 2 is a vertical line down.




2 + 5 = 7

Tracing guide for 2: stroke 1 is a curve from top to bottom; stroke 2 is a horizontal line to the right.

Tracing guide for 5: stroke 1 is a horizontal line to the right; stroke 2 is a curve from the end of stroke 1 down to the left.

Tracing guide for 7: stroke 1 is a horizontal line to the right; stroke 2 is a diagonal line down to the left.



7 + 1 = 8

Tracing guide for 7: stroke 1 is a horizontal line to the right; stroke 2 is a diagonal line down to the left.

Tracing guide for 1: a vertical line down.

Tracing guide for 8: stroke 1 is a counter-clockwise curve; stroke 2 is a counter-clockwise curve that crosses the first stroke.